

# C. ELEGANS NEW LAB CHECKLIST

*\*Not a comprehensive list*

A compiled list of essential lab equipment and reagents recommended by the scientists at InVivo Biosystems to ensure that your *C. elegans* lab can be as efficient as possible while still upholding the highest level of precision.\*

# NEW C. ELEGANS LAB LIST

## PREP AND GENOTYPING

### SAMPLE PREP AND PCR

Eppendorf Tubes

Pipette Pump

Pipette Tips

Bulk Agarose

Lysis Kit

96-well PCR Plate

PCR Cleanup Reagents



### WORM HUSBANDRY AND HANDLING



Platinum Worm Picks

Worm Pick Tips

Bleach

Gloves

Petri Plates

Rubber Bands

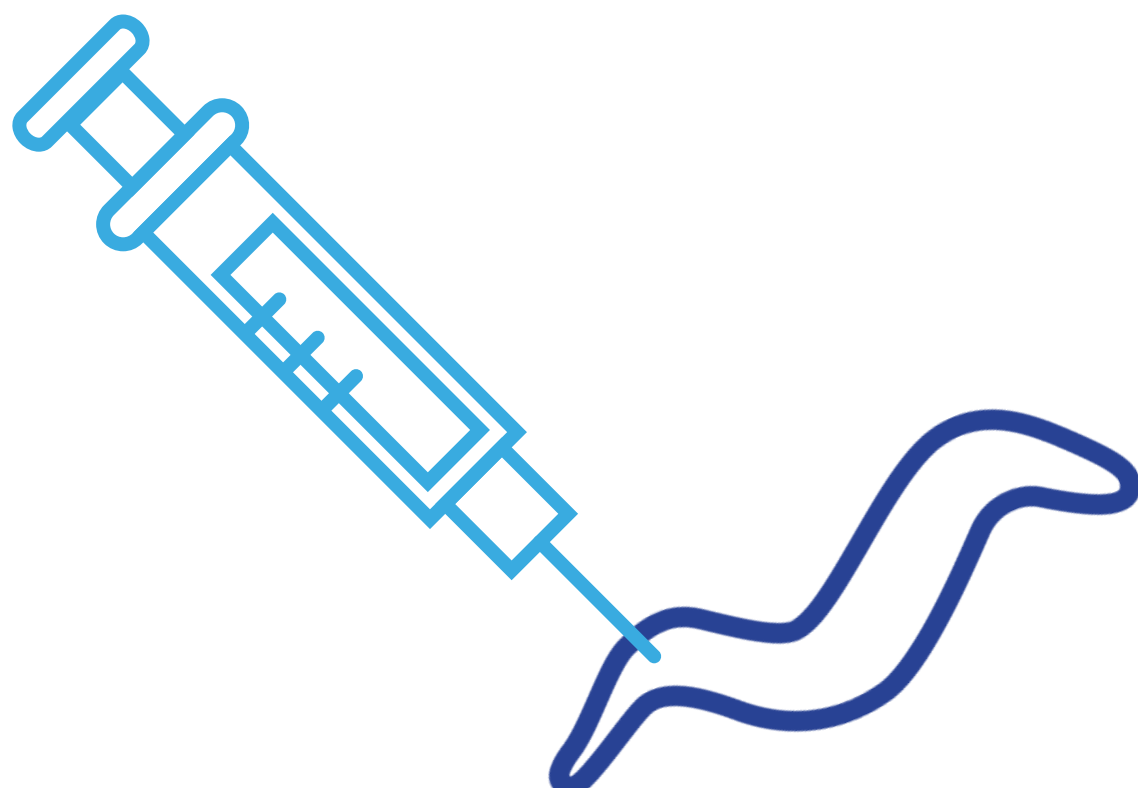
### GEL ELECTROPHORESIS AND BLOTTING

Genotyping Reagents

Electrophoresis System Starter Kit

Incubation Boxes

Trans-blot Turbo Transfer System



### INJECTION

Glass Filaments

Noble Agar

Injection Tips

Syringe Filter

Micro Glass Cover Slips

# NEW C. ELEGANS LAB LIST

## BEHAVIOR ANALYSIS AND PHENOTYPING METHODS


### COMPOUND TESTING/CHEMOTAXIS

Arena

wMicroTracker

Wide Field-of-View Nematode Tracking Platform

Automated WormScan



### FEEDING BEHAVIOR

ScreenChip System


Head Withdrawal/Foraging Assay\*

### NEUROMUSCULAR SIGNALING

Nema Imager

Screenchip System

Defecation Assay\*



### LOCOMOTION/MOVEMENT ASSAY

Nema Imager

wMicroTracker

WormMotel

WormLab

Arena

Worminator

Wide Field-of-View Nematode Tracking Platform

# NEW C. ELEGANS LAB LIST


BEHAVIOR ANALYSIS AND PHENOTYPING METHODS (CONT.)

## DEVELOPMENTAL STAGE/GROWTH/SIZE

Nema Imager  
Automated WormScan

## LIFESPAN/AGING ASSAY

Live/Dead Fluorescent Staining  
WorMotel  
WormFarm  
Lifespan Machine



## NEUROMUSCULAR SIGNALING

Nema Imager  
ScreenChip System  
Defecation Assay\*

## LEARNING/MEMORY

Arena  
Nema Imager  
Wide Field-of-View Nematode Tracking Platform



\*Assay technique, not an automated product currently available.